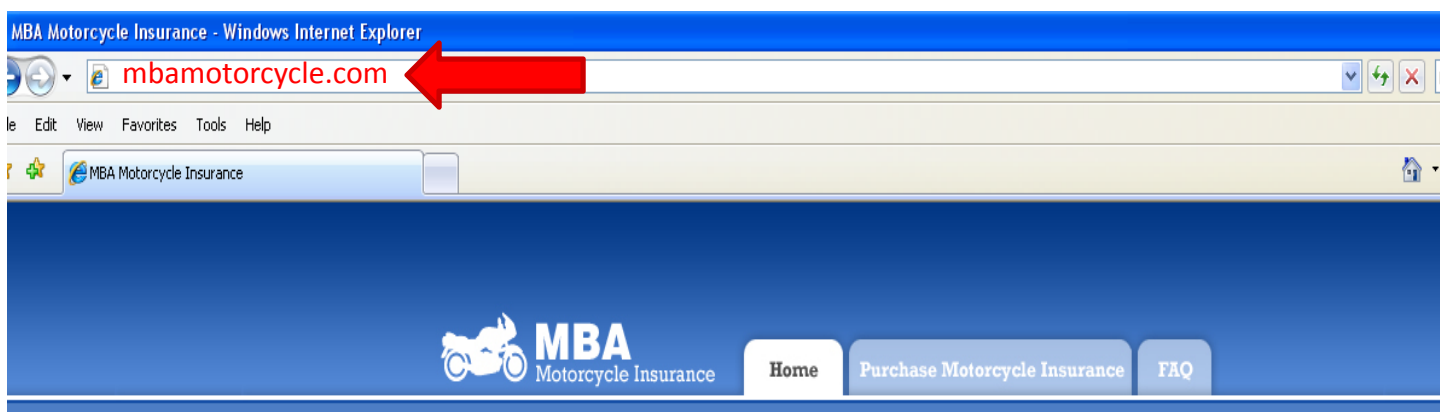



MBA POWERSPORTS WEBSITE INSTRUCTIONS



Purchase Motorcycle & Snowmobile Insurance
with **MBA INSURANCE**®

Purchasing our certificate of insurance with MBA's Choice On - Line program is quick and simple. Please provide the required information on the following form. You will be on the road in no time.



Step 1 – Enter mbamotorcycle.com in the address bar at the top of your screen and hit Enter.

Purchase Motorcycle & Snowmobile Insurance with **MBA INSURANCE**®

Purchasing our certificate of insurance with MBA's Choice On - Line program is quick and simple. Please provide the required information on the following form. You will be on the road in no time.

By submitting the following information you agree to the terms and conditions of the insurance. No coverage will be provided until MBA Insurance has received this form and payment. You will be able to print your certificate of insurance once your information has been verified and accepted. Note: You will be asked to submit this certificate to your dealer before the vehicle will be released.



Verify Your Rental Participation

(Step 1 of 4)

To qualify for purchasing an MBA Choice certificate of insurance we must verify that your RV Rental dealer is an MBA Choice Insurance client.

1. Please enter your Rental Dealer policy number below.
2. When ready, click the button to continue to Step 2.

* Policy Number

Next Step >>

Enter dealer's policy number here

Step 2 – Scroll down to the Verify Your Rental Dealer Participation box. Enter your dealer's policy number in the white box and Click the Next Step button.

Input Rental Period and Renter Information (Step 2 of 3)

Input Rental Period and Renter Information (Step 2 of 3)

To purchase Motorcycle rental insurance we need to verify that your Rental Dealer is an MBA Insurance client.

Rental Dealer Confirmation

Please confirm that the rental dealers name listed below matches your rental dealer.

Verify your dealer name

Motorcycle Dealer Name

Motorcycle Policy

Yes - this is my rental dealers name

Coverage Period

*Begin coverage:

Pickup Date:

Pickup Time:

8:00 AM

*End coverage:

Number of days:

@ \$15.00 USD

SLI Coverage:

You are being added to the dealers rental insurance policy on an excess basis for [state statutory limits of liability](#). The limits of liability insurance provided are at least the minimum limits required by any applicable compulsory or financial responsibility law. Comprehensive and Collision coverage is provided for the motor vehicle, dealer's Rental Insurance deductible applies.
(Provided that dealer policy includes comprehensive and collision)

In addition, it is recommended that you purchase Supplemental Liability Insurance (SLI). SLI is additional liability insurance over the state statutory limit. SLI provides you with up to \$300,000 total excess liability insurance for damage to other persons or other property.

- Yes, I want to purchase SLI coverage. (\$4.95 USD per day)
 I do not want the additional liability insurance. [See State Coverage Amounts.](#)

PAI/PEI Coverage:

Accidental Death provides 24 hour accident protection to the primary renter and their immediate family traveling for a death while traveling during the entire period of the Rental Agreement. Passengers are protected only while in, boarding or alighting from designated vehicle.

Personal Effects Coverage provides limited coverage for your personal belongings from loss or damage caused by theft, damage, or accident to your rental car. Personal Effect Coverage provides reimbursement for the actual cash value of the items subject to certain maximum, deductibles, limitations and exclusions.

- Yes, I want to purchase PAI/PEI coverage. (\$4.95 USD per day)
 I do not want the additional Personal Accident/Personal Effects Insurance

Purchase Processing Fee:

3.00

Total cost:

USD

Renters Information

*First Name:

*Last Name:

*Address:

*City:

*State or Province:

Arizona

*Postal Code:

*Country:

United States

*Telephone:

Fax:

Fax Me:

Please fax me a copy of my certificate

*Email:


Enter Driver's Info

Continue to the next page

Next Step »

Step 3 –

Verify that your rental dealer's name is displayed and check the small box next to Yes – this is my rental dealers name.

Enter the Dates of the rental by clicking on the  symbol and selecting the dates from the calendar that will display. Select the applicable pickup time. The Number of Days field will automatically populate for you once the rental dates are selected.

Accept or reject the optional Supplemental Liability Insurance (SLI) coverage offered.

Accept or reject the optional Personal Effects /Personal Accident (PEI) coverage offered. (PEI cannot be purchased unless SLI has been purchased)

Enter the driver's name, address, phone number, and email address. A confirmation email will be sent to you and your rental operator once you have completed the certificate purchase. If you do not have an email address you may enter your rental operator's email address instead.

Acceptance of Terms & Payment Information (Step 3 of 3)

Acknowledge the purchase terms and conditions:

I understand that this insurance is non-refundable and I agree to comply with the terms and conditions for this purchase as follows:

- I understand that once I take possession of the rental vehicle, all insurance is fully earned and no refunds will be given for any unused days.
- This Insurance is non-transferable and only provides coverage for the Authorized Driver. Authorized Drivers are those drivers identified on the front of the rental agreement as authorized/additional drivers.
- Any changes to this transaction are subject to a \$40.00 change fee.

You must check the box below to acknowledge the above to proceed with your purchase.

I accept the terms and conditions

Enter your credit card information just as it appears on your billing statement:

Use the same information as the renter information

Total Charges:	\$22.95 USD (1 days @ \$15.00 + 4.95 per day)
*First Name:	<input type="text"/>
*Last Name:	<input type="text"/>
*Address:	<input type="text"/>
*City:	<input type="text"/>
*State or Province:	Arizona <input type="text"/>
*Postal Code:	<input type="text"/>
*Country:	United States <input type="text"/>
*Card type:	Visa <input type="text"/> *We accept Visa and Mastercard.
*Card number:	<input type="text"/>
*Expiration:	Month <input type="text"/> Year <input type="text"/>
Card Verification Number: (optional)	<input type="text"/>

Next Step >>

Step 4 –

Read the purchase terms and conditions and accept them by checking the box below.

Enter the credit card billing information for the card you will be using. If the cardholder information is the same as the renter's you can check the box next to Use the same information as the renter information, and this will prevent you from having to re-enter it.

Click the Next Step button to continue to the final step.

*****Please click the next button only once to insure you are not charged multiple times.*****

Congratulations!

Transaction was successful

Congratulations!

Your Motorcycle certificate has been successfully issued.

Click the button below to print a copy of your insurance certificate and purchase receipt

Print Certificate

You elected to purchase SLI coverage. Click the button below to print a copy of you SLI certificate.

Print SLI Certificate

You elected to purchase PEI/PAI coverage. Click the button below to print a copy of you PEI certificate.

Print PEI Certificate

Step 5 –

Your confirmation screen will now be displayed from which you can print your certificate(s).